



GET TO KNOW MORE ABOUT ZIMSWITCH ONLINE

ENJOY SEAMLESS ONLINE PRAZ SERVICES PAYMENTS WITH ZIMSWITCH ONLINE

Good News to all our Suppliers & Procuring Entities!!

The Procurement Regulatory Authority of Zimbabwe (PRAZ) in partnership with Zimswitch is pleased to introduce a simplified way of making online payments for PRAZ services using Zimswitch Online.

What is Zimswitch Online?

Zimswitch Online is an e Commerce solution that allows PRAZ suppliers and procuring entities to pay for services online using their existing local bank Zimswitch enabled card.

Why Pay with Zimswitch Online

- Convenience: with Zimswitch online, you can enjoy quick and secure PRAZ service payments from anywhere and anytime using your existing local bank Zimswitch enabled card.
- Enhanced security- your transactions are safeguarded with advanced security measures, ensuring your data remains private and secure.
- Direct Payments- your payments are timely credited into the PRAZ account allowing for effective reconciliation.
- Currency Flexibility: customers can make payments in both ZWL and USD.
- Cost effective and transparent pricing.



Are there transaction limits?

The existing card transaction limits set by the Bank applies and in need to make a high value payment transaction beyond the limit, customers may contact the bank to seek approval for a waiver.



Is there any registration required to make online payments?

No registration is required. Start making payments with your existing local bank Zimswitch enabled card.



Which currency is supported for payments?

The solution supports both USD and ZWG payments.

What are the PRAZ payment types done via Zimswitch Online

- Registration fees
- Bid fees
- Special Procurement Oversight Contract fees







How do I pay for PRAZ services using Zimswitch Online?

1. Login to your account.
2. Go to Menu.
3. Select Category Application.
4. Choose desired category/Categories.
5. Proceed to checkout and raise an invoice.
6. Select payment currency.
7. Proceed to checkout.
8. Choose Zimswitch Payment method.
9. Receive instant receipt for online payments.
10. Log out, log back in, and download your certificate from the Menu



Social Media

-  @praz.zw
-  @praz_zw
-  www.linkedin.com/in/praz-zimbabwe-b631bb23a
-  PROCUREMENT REGULATORY AUTHORITY OF ZIMBABWE - YouTube